

TruScan Pro

PATTERN SCANNING PHOTOCOAGULATOR
with SP-Mode®



THE INNOVATIVE MULTI-WAVELENGTH
PATTERN SCANNING LASER



SUPERIOR PERFORMANCE WITH FOUR WAVELENGTHS

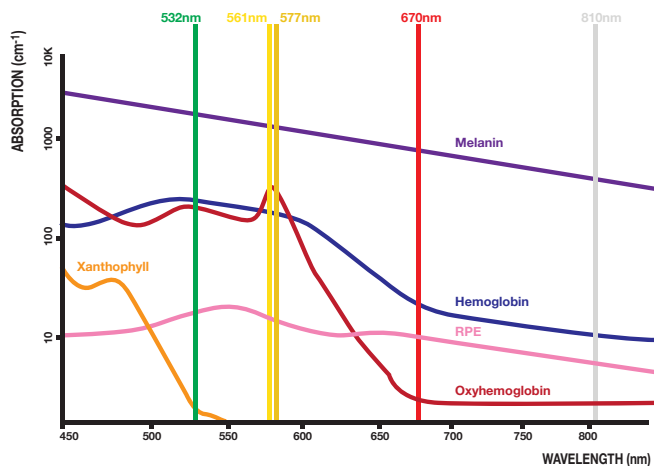


Designed for complete versatility and ultimate performance, TruScan Pro is the only laser in its class with a choice of four customizable wavelength options.

Customizable Wavelength Options Enhance Your Investment

TruScan Pro is the only modular laser on the market that allows a physician to obtain the system in single-wavelength form and add up to 3 additional wavelengths in the future. Available wavelengths include green 532nm, yellow 561nm or 577nm, red 670nm and infrared 810nm.

For a complete list of custom wavelength configurations, refer to back of the brochure.



Green 532nm — The Proven Standard in Photocoagulation

- **Clinically Proven:** Ideal for a large variety of retinal conditions with melanin as the target chromophore
- **Immediate Visible Tissue Response:** Allows precise administration of laser power

Yellow 561nm or 577nm — The New Gold Standard to Treat the Macula

- **Accurate Targeting:** Selectively absorbed by melanin rich cells of RPE reducing retinal toxicity
- **Closer Approach:** Significantly increases the safety margins for macular treatment with immediate access to fovea when compared to other wavelengths
- **Reduced Power:** Typically requires 50% less power to achieve the same therapeutic effects as conventional green laser photocoagulation

Red 670nm — The Ideal Choice When Opacities are Present

- **Minimized Absorption:** Nominal hemoglobin absorption for exceptional penetration of moderate vitreous hemorrhage
- **Precise Application:** Preferable for selective treatment of choroidal vessels without coagulation of retinal vessel

Infrared 810nm — Broad Range of Treatment Modalities

- **Deep Penetration:** Well absorbed by melanin and superior for excellent penetration into choroidal region
- **Patient Comfort:** The nearly invisible light in the infrared spectrum increases patient comfort
- **Treatment of Choice:** Used as laser of choice for Retinopathy of Prematurity (ROP), certain types of retinal lesions and in some cases of glaucoma

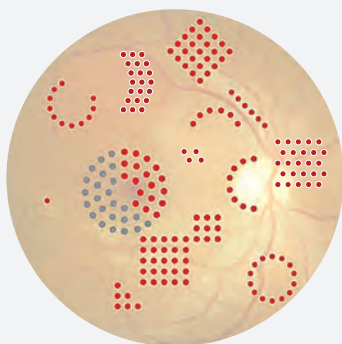
CUSTOMIZABLE PATTERNS AND SPOT SIZES



TruScan Pro increases treatment speed, safety, and convenience with a large selection of scanning patterns. Enhance conventional treatment outcomes and your patients' comfort levels with the fastest scanning system on the market.

Consistent Power and Control

- **Beneficial Features:** Continuous parfocal variable, clinically guided spot size controls, excellent optical design, integrated micro-joystick, dual port system, LED slit lamp illumination and laser cavity technology assure the highest standards of energy density, speed and convenience
- **Range of Treatment Spot Sizes:** Easily adjust treatment patterns for shape spacing, 360 degree rotation, and separation varying from 50 μm to 1000 μm (100 μm to 500 μm in pattern scanning mode) for easy application of confluent shots



Position of scan patterns for simulation purposes only. Limited scanning patterns available at 100 μm . See technical specifications for details.

Square (2x2, 3x3, 4x4, 5x5)



Double Arc (Macular Grid)



Circle



Triple Arc (Macular Grid)



Triangle



Arc (1/4 Circle)



Straight



Arc (3/4 Circle)



Curve



Arc (1/2 Circle)



Triple Curve



Equal Square Spacing (2x2, 3x3, 4x4, 5x5)



Advanced LCD Touch Screen Interface

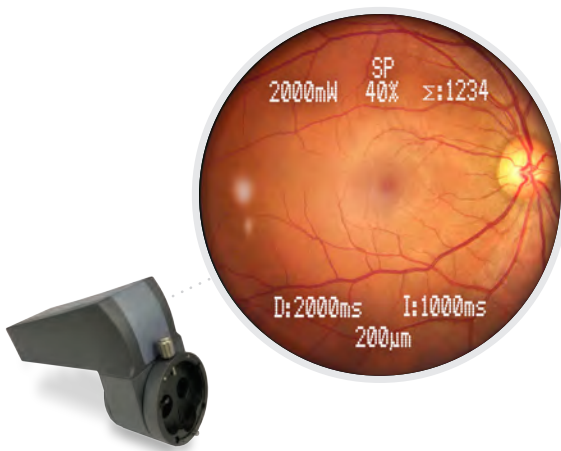
- **Built-In Patient Reporting:** After treatment, parameters are automatically logged into patient reports with an integrated computer to export patient information files
- **Fully Intuitive Platform:** Adjustable treatment parameters and functions, storage capability for preferred treatment settings, automated lens calculation and more



Ergonomic wheelchair accessible table

SIMPLE INTEGRATION TO SUIT ALL PRACTICE REQUIREMENTS

Available with a choice of up to 4 customizable wavelengths, the TruScan Pro is designed for traditional use or highly specialized needs in all types of clinical settings. Its modular, compact and portable console helps meet and exceed treatment goals.



Heads Up Display (HUD)*

- **Compact Design:**
Ensures comfortable working distance between physician and patient.
- **Engineered to Perfection:**
See live images of parameters through the unique binocular display.



Foot Pedal with Power Control

- **Ergonomically Designed:**
Foot pedal allows hands-free operation for increased visual focus. A simple tap adjusts treatment power settings quickly and easily.
- * Optional wider foot pedal with power control available



Keeler Vantage Laser Indirect Ophthalmoscope (LIO)*

- **Precise Viewing:**
Integrated single or multi-wavelength LIO with LED illumination to provide unique control of aperture size and spot positioning.

Wide Range of Probes*

- Endoprobes available in boxes of 5 as Straight, Flexible or Illuminated for sizes 20G, 23G, 25G and 27G.
- Cyclophocoagulation probes available in boxes of 5 as an additional glaucoma management device.

Compact Mobile Smart Cart*

- **Uniquely Portable:** The laser console easily detaches for moving between rooms.
- **Convenient storage:** Includes space to hold LIO and Foot Pedal.

3D Mouse for Comfortable Control*

- **Easy to Adjust Patterns:** Allows users to easily control and select desired patterns with functions including rotation, pattern group selection, spacing and radius.
- **Simple Touch to Adjust Parameters:** Allows users to adjust power, duration and interval settings.



* Optional accessories

SP-MODE® MICROSECOND LASER TECHNOLOGY

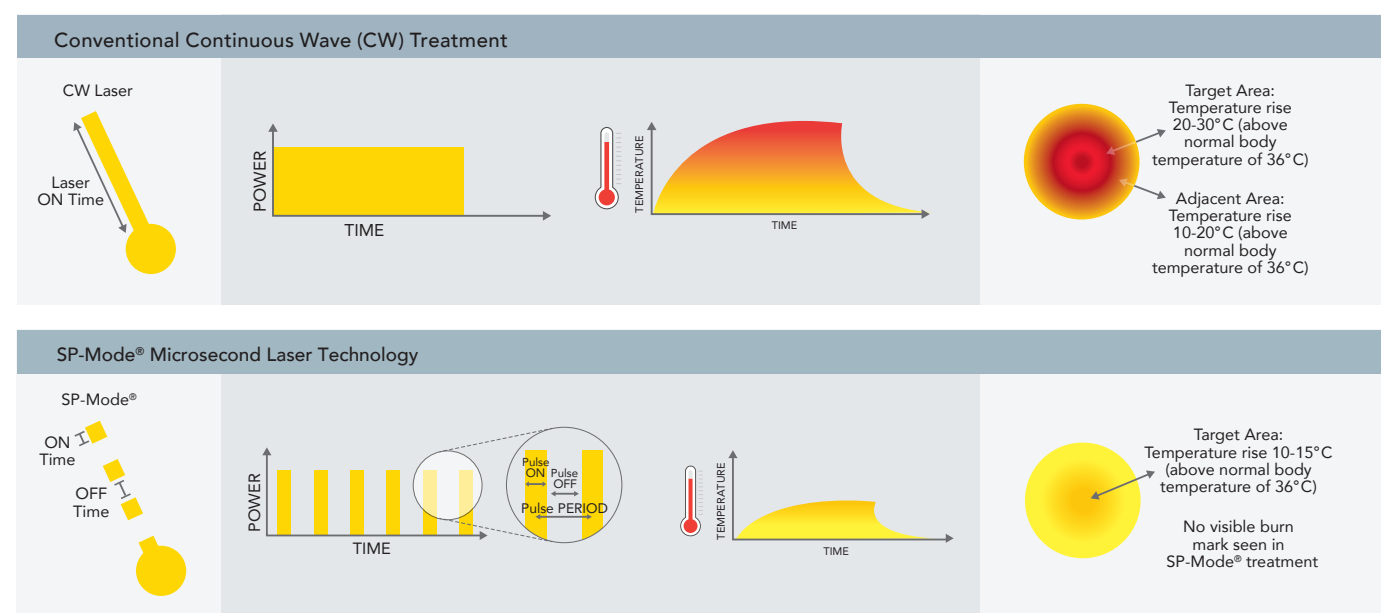


TruScan Pro optimizes patient outcomes with the use of traditional Continuous Wave (CW) and our exclusive next-generation SP-Mode® Microsecond Laser Technology, included with any configuration.

Reduce Thermal Damage with Ingenious Microsecond Laser Technology: SP-Mode®

The latest innovation in LIGHTMED laser application, SP-Mode® offers a revolutionary treatment approach to achieving optimal clinical outcomes. Ongoing studies show that physicians are now able to:

- Eliminate laser-induced thermal tissue damage and treatment side effects
- Deliver a broader range of treatment modalities
- Treat disorders at a much earlier stage
- Provide safe and repeatable treatment in retinal and glaucoma applications



Laser Trabeculoplasty with SP-Mode® Reduces Intraocular Pressure in Open-Angle Glaucoma

SP-Mode® Laser Trabeculoplasty (SPLT) allows significant advantages over traditional Argon Laser Trabeculoplasty (ALT) treatment with:

- **Selective Photothermolysis:** Targets specific cells leaving the surrounding tissue intact
- **Natural Mechanisms:** Stimulation of body's natural mechanisms to enhance outflow of fluid in the eye
- **Better Tolerance:** Nearly painless treatment when compared to ALT
- **Future Options:** Treatment can be repeated without causing harm or furthering complications

WAVELENGTH CONFIGURATION OPTIONS

One Wavelength	Two Wavelengths	Three Wavelengths	Four Wavelengths
Green - 532nm Yellow - 577nm	Green/Yellow - 532nm/577nm Green/Yellow - 532nm/561nm Green/Red - 532nm/670nm Green/Infrared - 532nm/810nm Yellow/Red - 577nm/670nm Yellow/Infrared - 577nm/810nm	Green/Yellow/Red - 532nm/577nm/670nm Green/Yellow/Red - 532nm/561nm/670nm Green/Yellow/Infrared - 532nm/561nm/810nm Green/Yellow/Infrared - 532nm/577nm/810nm Green/Red/Infrared - 532nm/670nm/810nm Yellow/Red/Infrared - 577nm/670nm/810nm	Green/Yellow/Red/Infrared - 532nm/577nm/670nm/810nm Green/Yellow/Red/Infrared - 532nm/561nm/670nm/810nm

TECHNICAL SPECIFICATIONS

	GREEN 532nm	YELLOW 561nm	YELLOW 577nm	RED 670nm	INFRARED 810nm
Max Power Output on Cornea	2W	1.5W	2W	0.7W	3W*
Wavelength	532nm	561nm	577nm	670nm	810nm
Mode of Operation	Continuous Wave				
Laser Type	Solid-State Laser			Diode Laser	
Pulse Duration	0.01 - 3.0s				
Pulse Interval	0.01 - 3.0s & OFF (Single)				
SP-Mode® Settings	Port 1** Pulse Duration: 0.01 - 3.0s Duty Cycle: 5%, 10%, 15%, 20%, 30%, 40% Period: 0.01 - 3.0s & OFF		Port 2*** (for 810nm only) Pulse Duration: 0.01 - 3.0, 3.5, 4.0, 4.5, 5.0, 10.0 - 90.0s Duty Cycle: 5%, 10%, 15%, 20%, 25%, 30%, 31.3%, 40% Period: 0.01 - 3.0, 3.5, 4.0, 4.5, 5.0, 10.0s & OFF		
Pattern Scanning	Single, Straight, Square, Triangle, Circle, Arc, Curve and Equal Square Spacing				
Spot Size	Single Spot: 50-500 µm Limited Scanning Patterns: 100 µm (only Straight, Square, Triangle, Equal Square Spacing) Scanning Patterns: 100, 200, 300, 400, 500 µm				
Laser Safety Class	Class 4				
Aiming Laser	Red laser diode (635nm), under 1.0mW continuously variable				
Slit Lamp Illumination	LED XLamp® XM-L2 2.85V 10W				
Cooling System	Fan cooled and TEC's for Laser Diode and Crystal				
Dimensions	TruScan Pro Laser Console: 13 cm (H) x 40.5 cm (W) x 40 cm (D) Complete System on Table: 140 cm (H) x 92 cm (W) x 63 cm (D)				
Weight	TruScan Pro Laser Console: 88kg Complete System on Table: 130kg				

* 2W with scan slit lamp delivery

** Port 1 - Pattern Scanning Delivery Device

*** Port 2 Delivery Devices include LIO, Endoprobes, and Cycloprobes

LASER CONTACT LENSES: Ocular, Mainster 165 PRP (M = 1.96x) | Volk, Super Quad 160 (M = 2.00x) | Ocular, Latina SLT Gonio (M = 1.00x) | Ocular, Mainster Standard (M = 1.05x) | Ocular, Fundus Laser (M = 1.08x) | Ocular, Karichoff Laser (M = 1.08x) | Ocular, Three Mirror Universal (M = 1.08x) | Ocular, Mainster Wide Field (M = 1.50x) | Ocular, Mainster Ultra Field (M = 1.90x) | Rodenstock Schlegel Panfundoscope (M = 1.50x) | Volk, G-3 Goniofundus (M = 0.94x) | Volk, Area Centralis (M = 0.94x) | Volk, Trans Equator (M = 1.44x) |

Optional Accessories

- Keeler Vantage Laser Indirect Ophthalmoscope (LIO)
- Mobile Smart Cart
- Endoprobes (straight, flexible, illuminated)
- Cycloprobe (Cyclophotocoagulation Probe)
- 3D mouse
- Safety Filter for Microscopes
- 7" Remote Control Touchscreen
- Heads Up Display
- Wide Foot Pedal with Power Control



Specifications and design are subject to change without notice. Specifications may vary depending on circumstances in each country. LIGHTMED devices are made strictly in accordance with the international laser safety regulations and standards: IEC/EN 60601-1, IEC/EN 60601-1-2, IEC/EN 60601-2-22, IEC/EN 60825-1



1130 Calle Cordillera | San Clemente, CA 92673 | USA
T: 949-218-9555 | F: 949-218-9556 | sales@lightmed.com
www.lightmed.com