

LIGHTLas YAG-V

The World's Premier Laser Photodisruptor
with Vitreolysis

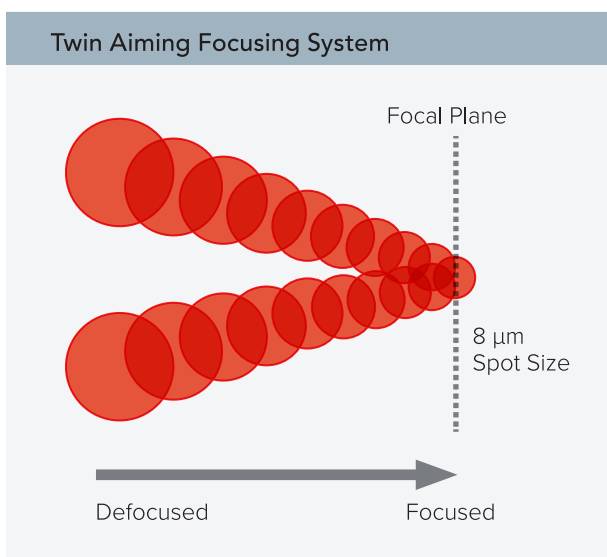


MULTI-MODALITY YAG LASER
OPTIMIZED FOR ADVANCED
CLINICAL TREATMENTS



SUPERIOR PERFORMANCE IN A CLASS OF ITS OWN

Industry's most popular laser photodisruptor, the LIGHTLas YAG-V combines unparalleled functionality, safety, and versatility.



Twin Aiming Focusing System

- **Precision With Ease:** Fine-focusing aiming beam system allows both beams to converge together at the focal target to create a sharp and easily readable spot.

Unmatched Long-Term Performance

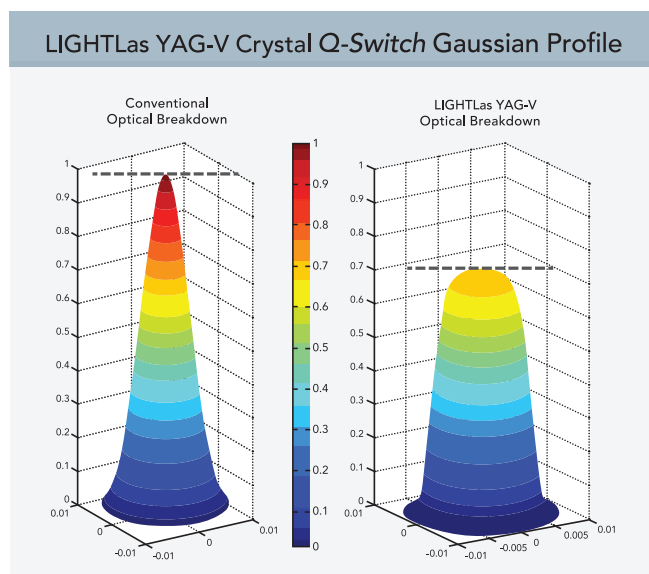
- **Proprietary Auto-Calibration:** Engages in auto-calibration mode as soon as the microprocessor senses degradation in output power over predetermined levels.
- **Unique Self-Diagnosis Feature:** Laser will automatically set optimum internal parameters to assure peak performance.

Built-In Five Position Magnification Changer

- **Exceptional Viewing:** From fine structures to the wide-field view of the retina, the integrated magnification changer helps improve diagnosis capabilities at a convenient working distance.

Superb Crystal Q-Switch Laser Technology

- **Powerfully Crafted:** The unit is operated through a laser-fire Q-Switch conveniently integrated into the system.
- **Unique Laser Cavity Technology:** Provides optimum tissue-cutting precision and consistent shot-to-shot output energy at the industry's lowest optimal breakdown levels.
- **Advanced Noise Reduction:** Improves patient compliance and allows procedures to be completed with lower energy levels to help reduce treatment side effects and lens pitting.

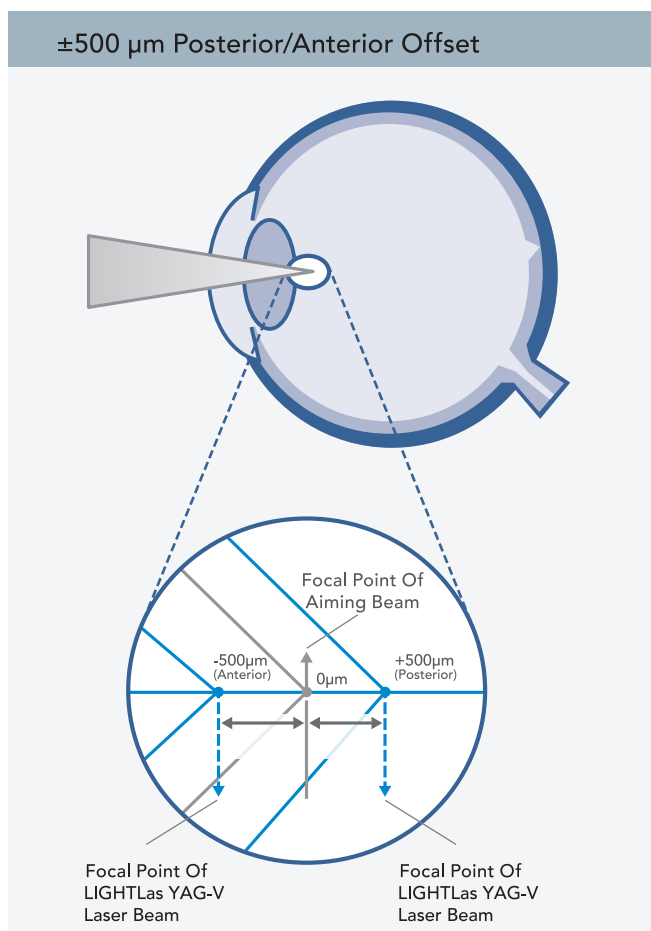


ADVANCED ANTERIOR AND POSTERIOR CAPABILITIES

A progressive laser both inside and out, the LIGHTLas YAG-V features the industry's largest range of focal plane shift paired with precision optics to assist in precise procedures with optimal outcomes.

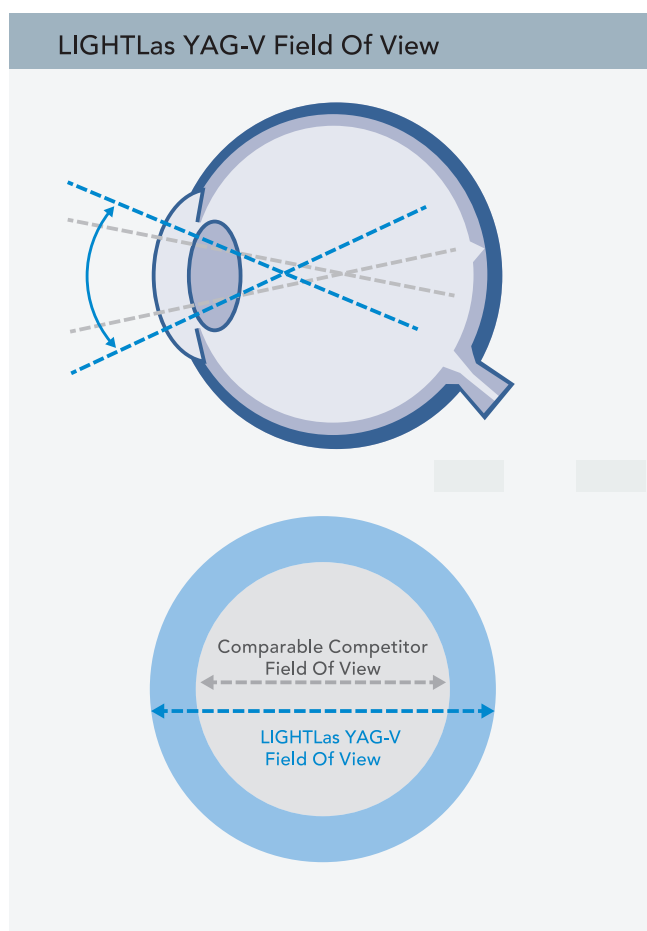
Posterior/Anterior Laser Offset: $\pm 500 \mu\text{m}$

- **Large Focus Shift:** Allows detailed titration of treatment focus without compromising comfort and preventing the possibility of lens pitting.
- **Clinical Versatility:** Essential for multi-patient environments with numerous IOL types.
- **Adjustable Setting:** Extensive range of $\pm 500 \mu\text{m}$ for higher accuracy and greater control.



Quality Precision Optics

- **Superior Anterior Segment Procedures:** Optimized design includes high-resolution slit lamp and quality components.
- **Crisp Field Of View:** Beam splitter-free design features internally coated safety optics to assure unmatched procedural viewing.



ULTIMATE UPGRADABILITY

The LIGHTLas YAG-V comes standard with vitreolysis capability. Create an even more powerful multi-purpose anterior and posterior workstation with LIGHTLas YAG-V.

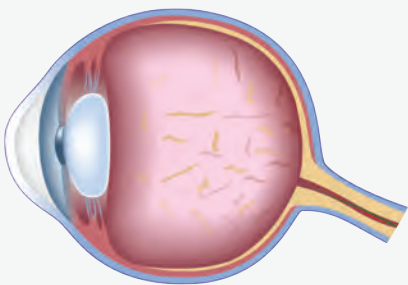
Flexibility For Successful Vitreolysis Treatment

Optimized for both posterior and anterior YAG laser therapy, LIGHTLas YAG-V allows surgeons to perform anterior or posterior capsulotomies with new-generation IOLs, peripheral iridotomies for glaucoma, and vitreolysis to treat vitreous strands and opacities—all with a single instrument.

The advanced LIGHTLas YAG-V laser has the capability to perform a non-invasive and safe treatment for vitreous strands.

- Uses a unique and advanced design to illuminate deeper into the vitreous.
- Provides an unobstructed laser beam that allows more control, convenience, and precision during each treatment.
- Ensures precise positioning of the optical breakdown and provides protection of adjacent tissue with the precision of the two-point aiming system and wide-offset range.

Vitreous Humor & Floaters



Vitreous opacities and strands are also known as eye floaters that drift in the vitreous humor of the eye. The LIGHTLas YAG-V laser can be used to perform vitreolysis, which can evaporate vitreous opacities and sever vitreous strands, therefore eliminating the visual burdens caused by the floaters.

“ I was impressed with the quality of the LIGHTMED YAG-V laser and vitreolysis capabilities, and also its built-in ability to upgrade and include SLT functionality at any time (LIGHTLas SLT Deux-V). The laser functioned perfectly in every situation. In fact, one patient who had a vitrectomy scheduled because of his floaters was so happy after his treatment, he canceled the vitrectomy. Any practice would benefit from this laser and its full platform of ophthalmic procedures. ”

Stewart Galloway, MD; Crossville, TN

SIMPLISTIC DESIGN THAT ALLOWS INFINITE OPTIONS

In addition to a suite of advanced features, LIGHTLas YAG-V offers a comprehensive selection of combinations as your practice grows and clinical needs change.

Range of Workstation Options

- **Powerful Photocoagulator Integration:**
 - Upgrade with the LIGHTLas 532 (green), LIGHTLas 577 (yellow) or LIGHTLas 810 (infrared) with a slit lamp adaptor to expand clinical scope.
 - LIGHTLas Photocoagulators utilize continuous wave (CW) and exclusive SP-Mode® Microsecond Laser Technology; and together with LIGHTLas YAG-V, form a photocoagulator/photodisruptor workstation.
- **Treatment Adaptability:** LIGHTLas photocoagulators can be conveniently located on a SMART medical cart, or placed on your table of choice for a complete mobile workstation.
- **Clinical Versatility:** Uniquely upgradable at any time to include Selective Laser Trabeculoplasty (SLT) to function as an integrated YAG/SLT laser.



Intelligent and Ergonomic Features

- **Convenient Operation:** Dual hand controls enable ease of use while externally mounted chin rest facilitates patient posture and comfort.
- **Modular Design:** Assures better treatment and offers faster and easier maintenance.
- **Perfect Precision:** Advanced laser firing mechanism utilizes a direct fire-to-joystick switch mechanism for optimal performance.

LIGHTLas YAG-V SPECIFICATIONS

Laser Type	Crystal Q-switched Nd:YAG
Wavelength	1064 nm
Energy Range	0.2 to ≤ 15 mJ (in single pulse mode), 10 to ≤ 25 mJ (in double pulse mode), 20 to ≤ 45 mJ (in triple pulse mode)
Pulse Width	4 ns
Treatment Spot Size	8 μm
Burst Mode	1, 2, and 3 pulse per shot, selectable
Mode Structure	Fundamental; diffraction limited
Average Air Breakdown	2.1 mJ (≤ 1.5 mJ in liquid solution)
Cone Angle	16°
Treatment Beam Offset Range	±500 μm; continuously variable
Laser Repetition Rate	Up to 3.0 Hz
Aiming Beam	Dual beam laser diode; continuous wave (CW); 635 nm (red)
Slit Lamp Illumination	Slit lamp LED XLamp® XM-L2 2.85V 10W
Magnification	Integrated 5-position: 5x, 8x, 14x, 25x, and 38x
Cooling	Air convection; passive
Dimensions	72 cm (L) x 54 cm (W) x 54 cm (H) 28 in (L) x 21 in (W) x 21 in (H)
Weight	21 kg, 46.3 lbs (system) 28 kg, 61.7 lbs (packed)
Power Requirements	100 – 240 VAC, 50/60 Hz auto-ranging, 500 VA

Specifications are subject to change without notice. LIGHTMED devices are made strictly in accordance with the international laser safety standards: IEC/EN 60601-1, IEC/EN 60601-1-2, IEC/EN 60601-2-22, IEC/EN 60825-1

LIGHTLas YAG-V is also available with a green aiming beam

Optional Accessories

- Dual plug beam splitter
- Observation tube
- Photographic camera adaptor
- Video camera adaptor
- Iridotomy laser lens
- Capsulotomy laser lens
- Mid-vitreous lens

Accessory Tables

- U-recessed and extension arms single column table

*FDA registered model name: LPULSA SYL9000
CE registered model name: Lpulsa SYL9000

